

**PSH Commercial pool pump  
PP/GF30 75 mm glue socket 9A  
230VAC black type Maxi-20M  
IE2 2HP (7039026)**



 P S H

# TECHNICAL SPECIFICATIONS

Colour	black
Shaft	stainless steel 316
Pump body	PP/GF30
Material impeller 1	PPO-GF30
Material cover	polycarbonate
Material seal	carbon/ceramic
Connection	glue socket
Max. temperature	40 °C
Width	232 mm
Height	325 mm
Frequency	50 Hz
IP value	IP55
Motor RPM	2900
Type	Maxi-20M IE2
Capacity	4,5 - 44,7 m <sup>3</sup> /h
Output Power	2 HP
Size	75 mm

Length 719 mm

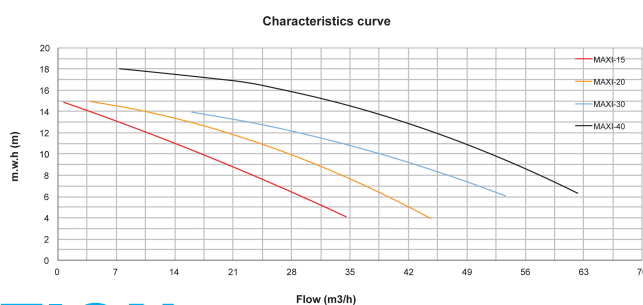
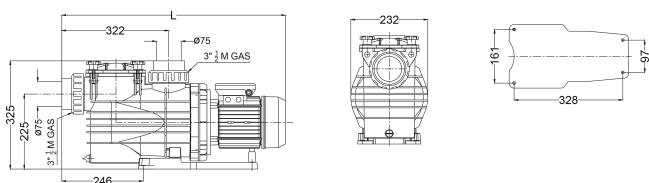
Voltage 230VAC

Weight 19.6 kg

Power 1.5 kW

MWC 16

Ampere 9 A

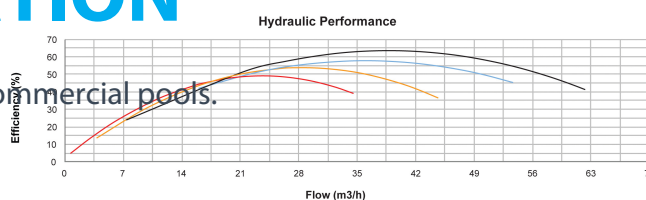


## PRODUCT INFORMATION

The Maxi pumps are ideal pumps for medium sized commercial pools.

Features:

- Self-priming up to 2mwh
- Suitable for operation with salt chlorinators and sea water
- High efficiency three phase motor class IE3 according to regulation (EU) 2019/1781
- Thermal protector incorporated in single-phase version
- Insulation Class: F
- Protection: IP55 rating
- Motor: 50Hz/2900 rpm.
- Motor painting using cataphoresis
- Max temperature: 40°C



**Last modified date: 11/03/2026**

Bosta UK Ltd.  
Reflection House  
Olding Road  
Bury St. Edmunds  
Suffolk  
IP33 3TA  
T +44 (0) 1284 716580  
E [enquiries@bosta.co.uk](mailto:enquiries@bosta.co.uk)  
<http://www.bosta.com>