

**PSH Commercial pool pump
PP/GF30 75 mm glue socket
4/2,3A 230/400VAC black type
Maxi-15T IE3 1.5HP (7039025)**



 P S H

TECHNICAL SPECIFICATIONS

Colour	black
Shaft	stainless steel 316
Pump body	PP/GF30
Material impeller 1	PPO-GF30
Material cover	polycarbonate
Material seal	carbon/ceramic
Connection	glue socket
Max. temperature	40 °C
Width	232 mm
Height	325 mm
Frequency	50 Hz
IP value	IP55
Motor RPM	2900
Type	Maxi-15T IE3
Capacity	3,3 - 34,6 m ³ /h
Output Power	1,5 HP
Max. head	14 m

Size 75 mm

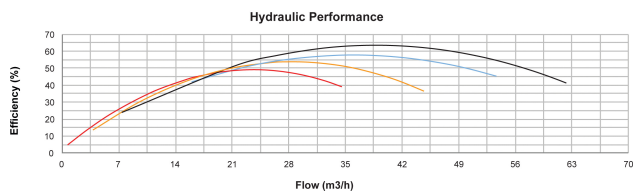
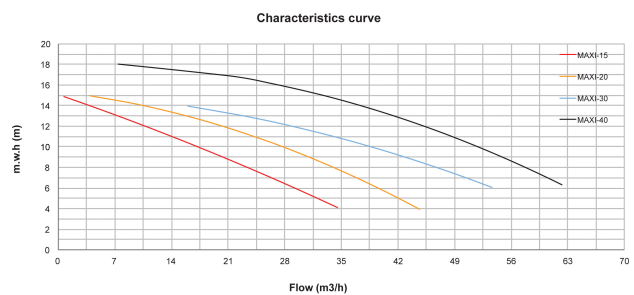
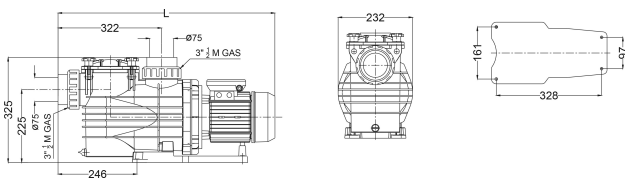
Length 719 mm

Voltage 230/400VAC

Weight 18.3 kg

Power 1.1 kW

Ampere 4/2,3 A



PRODUCT INFORMATION

The Maxi pumps are ideal pumps for medium sized commercial pools.

Features:

- Self-priming up to 2mwh
- Suitable for operation with salt chlorinators and sea water
- High efficiency three phase motor class IE3 according to regulation (EU) 2019/1781
- Thermal protector incorporated in single-phase version
- Insulation Class: F

- Protection: IP55 rating
- Motor: 50Hz/2900 rpm.
- Motor painting using cataphoresis
- Max temperature: 40°C

Last modified date: 27/05/2026

Bosta UK Ltd.
Reflection House
Olding Road
Bury St. Edmunds
Suffolk
IP33 3TA
T +44 (0) 1284 716580
E enquiries@bosta.co.uk
<http://www.bosta.com>